日期/Date		档案员 Filing Clerk

技术参数：
- 产品系列：7/8
- 插针数：3、4、5
- 额定电流(40℃)：10A、8A、8A
- 额定电压：300V
- 额定脉冲电压：2500V
- 污染等级：3
- 接触电阻：≤5mΩ
- 绝缘电阻：≥100MΩ
- 锁紧方式：螺纹7/8'-16UN锁紧
- 连接方式：导线
- 线规：最大1.5mm²（AWG16）
- 绝缘材料组别：Ⅱ
- 防护等级：IP67
- 插拔次数：≥100
- 温度范围：-25℃ … +85℃
- 外壳材料：铜合金镀镍
- 插体材料：TPU
- 插针材料：铜合金
- 插针电镀材料：金

Technical specification:
- Series: 7/8
- Number of contacts: 3、4、5
- Rated current (40℃): 10A、8A、8A
- Rated voltage: 300V
- Rated impulse voltage: 2500V
- Pollution degree: 3
- Contact resistance: ≤5mΩ
- Insulation resistance: ≥100MΩ
- Connector locking system: screw 7/8'-16UN
- Terminal: wire
- wire gauge: max.0.82mm²(AWG18)
- Material group: Ⅱ
- Degree of protection: IP67
- Mating cycles: ≥100
- Temperature range: -25℃ … +85℃
- Material of housing: Copper alloy nickel plated
- Material of insert: TPU
- Material of contact: copper alloy
- Contact plating: Au

孔位图 Female insert (mating side) — 沿X方向看

3-Pole

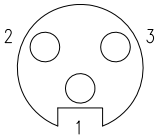

	X	Y
1	0.00	-2.36
2	-3.94	2.26
3	3.94	2.26

4-Pole

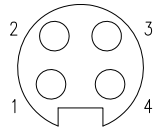

	X	Y
1	-3.30	-1.90
2	-2.92	3.48
3	2.92	3.48
4	3.30	-1.90

5-Pole

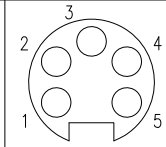

	X	Y
1	-3.94	-2.28
2	-3.94	2.28
3	0.00	4.54
4	3.94	2.28
5	3.94	-2.28

接线图 Circuit diagram

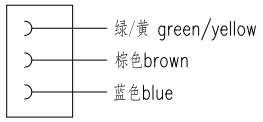

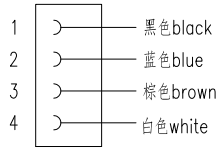

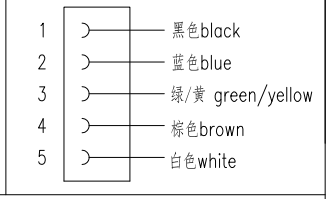

面板安装尺寸 Panel Cut-out

通孔安装 With bore hole

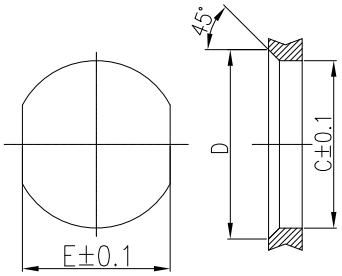

比例/scale 1:1

螺纹安装 With thread to screw in

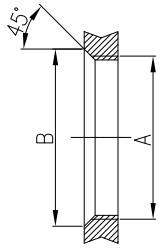

比例/scale 1:1

Z	A	B	C	D	E
PG11	PG11	20.2	18.7	20.2	17.0
PG13.5	PG13.5	22.2	20.5	22.2	18.8
M20x1.5	M20x1.5	21.6	20.1	21.6	17.8
7/8	7/8	23	22.4	23.9	20.2

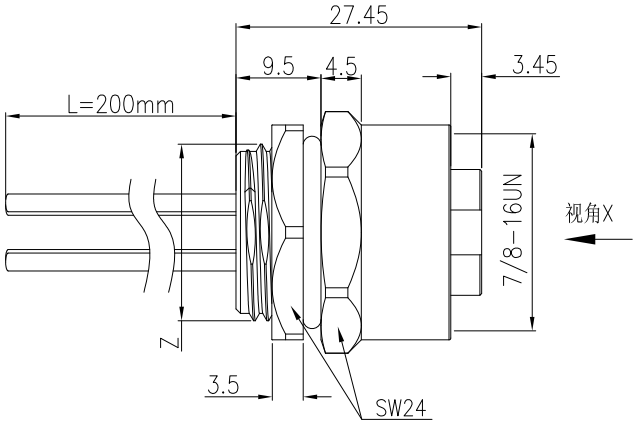

带线长度L=0.2m，如需其它长度在型号后+"-1.0"、"-2.0"
Cable length L=0.2m, For other lengths please add "-1.0"、"-2.0"after the type

插针数 Contacts	产品料号 Cable outlet	型号 Part Code	重量 Weight	Z
5	1680053024005	7/8-F05-BK-7/8-W0.82	60 g	7/8-16UN
	1680053024003	7/8-F05-BK-M20-W0.82	60 g	M20x1.5
	1680053024002	7/8-F05-BK-PG13.5-W0.82	60.5 g	PG13.5
	1680053024001	7/8-F05-BK-PG11-W0.82	59.5 g	PG11
4	1680043024005	7/8-F04-BK-7/8-W0.82	57.5 g	7/8-16UN
	1680043024003	7/8-F04-BK-M20-W0.82	57.5 g	M20x1.5
	1680043024002	7/8-F04-BK-PG13.5-W0.82	58g	PG13.5
	1680043024001	7/8-F04-BK-PG11-W0.82	57 g	PG11
3	1680033024004	7/8-F03-BK-7/8-W0.82	55 g	7/8-16UN
	1680033024003	7/8-F03-BK-M20-W0.82	55 g	M20x1.5
	1680033024002	7/8-F03-BK-PG13.5-W0.82	55.5 g	PG13.5
	1680033024001	7/8-F03-BK-PG11-W0.82	54.5g	PG11

标记 Mark	处数 Number	变更描述/Description	签名 Signature	日期 Date

	姓名/Name	日期/Date		姓名/Name	日期/Date
绘图 Drawn	TC CHEN	25.12.2023	标准化 Stand.	—	—
审核 Checked	ZQ XU	25.12.2023			
工艺 Process	—	—	批准 Approved	HQ ZHANG	25.12.2023

表面处理 Finish	—			图号 Drawing No.	—
材料 Material	—			产品代号 Part Code	7/8-FXX-BK-XX-W0.82
比例 Scale	版本 REV.	重量 Weight	数量 Qty.	产品料号 Part No.	—
1:1	V1.1	—	—	产品名称 Part Name	—

All Dimensions in mm
Original Size DIN A 4

厦门唯恩电气有限公司
XIAMEN WAIN ELECTRICAL CO.LTD